

Springfield Infant School



Springfield
Infant School



Welcome to Year 1



Meet the Year 1 Team



Tigers' Teacher:

Mr Lucas

Tigers' Teaching Assistant:

Mrs Kosla

Dolphins' Teachers:

Ms Seller & Mrs Gasson

Dolphins' Teaching Assistant:

Miss Howell

Topics

Autumn

Mini themes – All about me, Superheroes, Here We Are, Guy Fawkes, Three Little Pigs

Spring

Explorers

Summer

Castles

Daily Routine

We have been really pleased to see the children coming into school with greater independence since starting Year 1.

Children will need to bring their book bag, water bottle, communication diary and a coat to school each day. We try and go outside whatever the weather.

School starts promptly at 8.55am; doors will be open from 8.45am for the children to come in, put their diaries in their team colour box and their book bags in their trays. As space is always tight please can you make sure that they have minimal things attached to their book bag.

Handwriting activities will be placed on tables and on the board ready for the children when they arrive.

Please continue to encourage children to take responsibility for remembering their own belongings. This helps with their independence in looking after their belongings at school.

Daily Routine

Children are responsible for changing their reading book each morning. We will remind them where we can but if your child has a tendency to forget to do this, please remind when you drop them off and pick them up. Feel free to send them back in at the end of the day if they still need to change their book.

A fruit or vegetable snack is provided for the children. If your child had special dietary needs that we don't already know about please do let us know.

Home Tasks

Over the year we will be sending home a 'Maths Monkey' which will have a range of maths tasks that you can choose one to do at home.

We will be starting spellings this **Friday**, children will have a selection of words to become familiar with and to practise being able to write without help. Please make sure spelling books are returned to school.

Dolphins by Friday - Tigers by Thursday

Occasionally we might send a task to do at home. This will either be supporting them to learn a skill or discover something of interest.

PE

The children have PE twice a week, as well as an additional fortnightly yoga session. If you are able to remove your child's ear rings please do this on PE days. Please make sure that their PE kits are in school with all items named.

PE days are in your communication diaries

Yoga is Thursday

Please make sure your child's name is on all their belongings and if it has faded please rewrite it, especially in school jumpers!

Library

We will also begin to visit the in-school library once a week, please make sure your child returns their library book on the day specified in the communication diary. Each class has a special library box in the classroom.

Dolphins – Tuesday

Tigers - Thursdays

Groups

Within Year 1 children are grouped in many different ways, by ability, by friendship, etc. These groups will change throughout the year.

Reading in Year 1

Children in Year 1 need to read to an adult for at least 10-15 minutes each day.

To encourage and reward regular reading at home we will be running a 'Reading Reward' scheme. We will count the number of days a child has read at the end of each week. Once the children have read ten times they will receive a token for their book bag. The tokens continue in multiples of ten.

We will start counting from today (Wednesday 13th September).

The coloured 'book band' books that children bring home contain the key words and phonic blends appropriate to that stage so it is important that they read these. However, in addition to their school book, if children would like to read other materials such as magazines, comics or their own books this is absolutely fine. As children make progress their books will get longer. The children will also need to develop their comprehension skills and it is important that they understand and can talk about their reading in detail.

Questions to ask when reading with your child...

Can you spot any key words?

What is your favourite part of the story and why?

What can you tell me about.....?

What has happened in the story so far?

Why ishappy/sad/angry/excited?

What do you think is going to happen next? Why?

Can you retell the story in your own words?

Who are the main characters?

Where is the story set?

Point to the

What does this word mean?

Phonics in Year 1































Read Write Inc.

The children attend daily Read Write Inc sessions where they are learning new sounds and practising Fred talking (blending sounds together).

You can help your child by practising reading and writing the special friends (two letter sounds) from Set 1 & 2. By the end of the year children should be confident at Set 1, 2 & 3 sound, reading and writing them.



Speed Sounds Set 1




















m 	a 	s 	d 	t 
i 	n 	p 	g 	o 
c 	k 	u 	b 	f 
e 	l 	h 	sh 	r 
j 	v 	y 	w 	th 
z 	ch 	qu 	x 	ng 

© Oxford University Press 2016.

Speed Sounds Set 2

ay 	ee 	igh 	ow 	oo 
may I play?	what can you see?	fly high	blow the snow	pool at the zoo
oo 	ar 	or 	air 	ir 
look at a book	start the car	shut the door	that's not fair	whirl and twirl

Speed Sounds Set 3

ea 	oi 	ou 	oy 	
cup of tea	spoil the boy	shout it out	toy to enjoy	
a-e 	i-e 	o-e 	u-e 	aw 
make a cake	nice smile	phone home	huge brute	yawn at dawn
are 	ur 	er 	ow 	ai 
care and share	nurse with a purse	a better letter	brown cow	snail in the rain
oa 	ew 	ire 	ear 	ure 
goat in a boat	chew the stew	fire, fire!	hear with your ear	sure it's pure

Pack of 10 ISBN 978-0-19-17418-3
Printed in Great Britain 11 2 3

© Oxford University Press 2016.

Phonic Screening Check

This is a list of 40 words that the children will be tested on. It will be in the week of 10th June and will be carried out very informally in school. The words will be real and pseudo (non-real) with the letter patterns (graphemes) for the sounds that they have learnt from Reception to year 1. Your child's score will be reported in their summer report and will say if your child has achieved the pass mark.

Maths in Year 1

We like to make maths as exciting and practical as possible!

Fun maths activities to do at home

- Cooking – fantastic for weighing and measuring
- Number spotting – how many different numbers can you see on the way to and from school? Can you read the 2 digit numbers?
- Shape spotters – take a look inside and out. Can you name the shapes? Are they 2D or 3D?
- Snakes and Ladders – This is great for getting children to ‘jump on’ to the next space. This is a skill they will need when using a hundred square.
- Number Bingo (numbers to 100)
- Helping to count out small amounts of money for some shopping. Can they recognise all the coins?

Telling the time

Whenever possible, ask your child to tell you the time to the nearest half hour. Use a clock with hands as well as a digital watch or clock.

Positional Language

When talking with your child, whenever possible try to include positional language phrases, such as:

Half turn / quarter turn / three quarter turn / clockwise / anticlockwise / forward / backward / left / right / behind / beside.

Some Useful Websites for Year 1

Scan the QR code for the website game, usually you can do this directly from your camera but sometimes you will need to download a QR code reader app.

Phonics *(Phase 3 and 5 use special friends, Phase 4 is good for practising longer words)*



Buried Treasure

10 less 10 more
20 less 20 more
9 less 9 more
11 less 11 more

Feeling brave, then try random!

Choose a game. Look at the target number. Find it on the number square as fast as you can. Time yourself and see if you can beat your time. There's a 2 player game too!

100

Hunt



PICNIC on PLUTO

10 less 10 more
20 less 20 more
9 less 9 more
11 less 11 more

Feeling brave, then try random!

Choose a game. Look at the target number. Find it on the number square as fast as you can. Time yourself and see if you can beat your time. There's a 2 player game too!

100

Hunt



Maths



Find any number


10 less 10 more
20 less 20 more
9 less 9 more
11 less 11 more

Feeling brave, then try random!

Choose a game. Look at the target number. Find it on the number square as fast as you can. Time yourself and see if you can beat your time. There's a 2 player game too!

100

Hunt




Caterpillar Ordering

Ordering and Sequencing Numbers

Ordering Sequencing

Choose your activity



HELICOPTER RESCUE

Find a Number Count On & Back

Find a Number

Direct In Between

1 to 10 1 to 10
1 to 20 1 to 20
1 to 30 1 to 30
1 to 50 1 to 50
1 to 100 1 to 100

Try our 1 more or less & 10 more or less game.

CHOPPER SQUAD Topmarks



Communication

We have been impressed by how well the children have settled, not only back into school, but also into their new classes and we are working on the children's wellbeing within our lessons too. The children are very independent, saying good bye in the playground and putting away their own things as they enter their classrooms.

Before school there will always be an adult from Year 1 on the door who will take any messages you need to pass on.

We are aware that it can be difficult to pass on more personal messages, so please remember that you can also pass on these messages by writing in your child's diary or calling the school office.

If your child has regular clubs or pick ups do let us know on the sheet in their diary.

Any occasional changes to pick-ups let us know by dropping a note in the diary.

Please check emails, text and the school website for any updates.

Helpers

If you can spare a small amount of time, regularly or on the odd occasion, we are always happy to see you.

You will need a DBS check in order to do this. If you have a special area of interest or expertise which you think the children would like to hear about, we would love for you to share ideas.

Please let your child's class teacher know if you are interested in helping in school.

